

15th NRN Meeting:

NRN programming and action plans

David Lamb
ENRD Contact Point

Poitiers, 19 September 2019

Summary

- **Analysis – screening of RDPs and of monitoring data on NRNs from AIRs**
- **Analysis of Common Network Statistics**
- **In-depth analysis of 12 selected NSUs**
- **Draft report circulated**

NSU Structures & Governance

Table 1: RDP Programming & NSU structures	
RDP Programming structure	NSU structure
National RDPs	National NSU only (AT, BG, CY, DK, EE, HR, EL, IE, LT, LU, MT, SE, SI)
	National and regional NSUs (PL)
	National NSU and regional/local antennas (CZ, SK, RO, LV, HU, NL)
Regional RDPs	National NSU only (ES, FI)
	Regional NSU only (UK)
	National and regional NSUs (DE, FR, BE)
	National NSU and regional/local antennas (IT, PT)

Mix of governance models:

- **Assembly**
- **Coordination Committees**
- **Steering Group & Steering Committee**
- **MA oversight**

Success factors for effective governance:

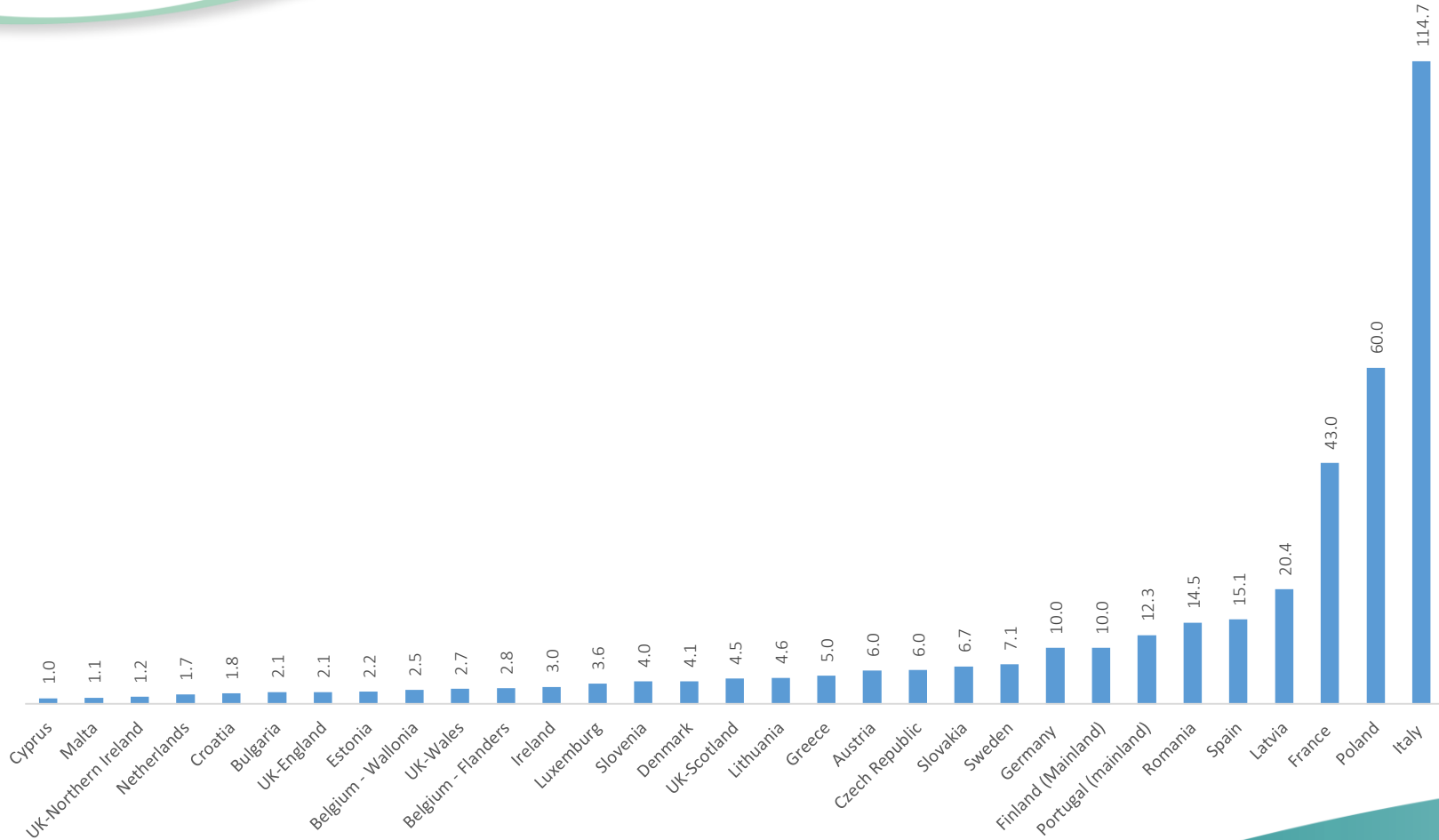
- **establishing and maintaining good relationships between NRN members and the governance bodies**
- **ensuring good coverage of the RDP territory to reach different types of stakeholders**
- **maintaining effective communication and good relationships with managing authorities**
- **investing in new networking tools**

Bottlenecks and challenges

- **challenges can be often related to internal coordination**
- **how to reach regional organisations or the final RDP beneficiaries**
- **ensuring effective coordination with managing authorities.**

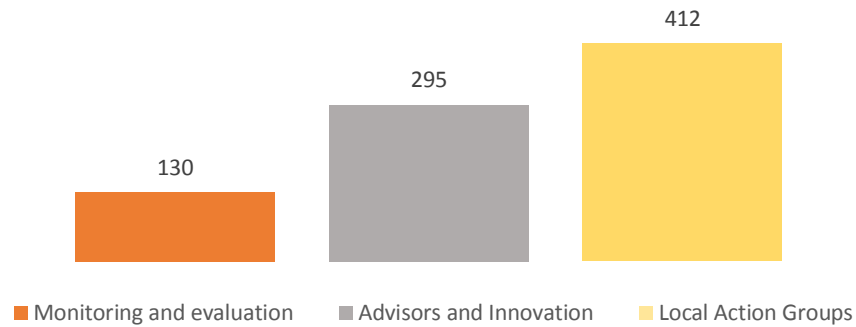
Planned NRN budget

Graph 1: Planned NRN budget (million EUR)



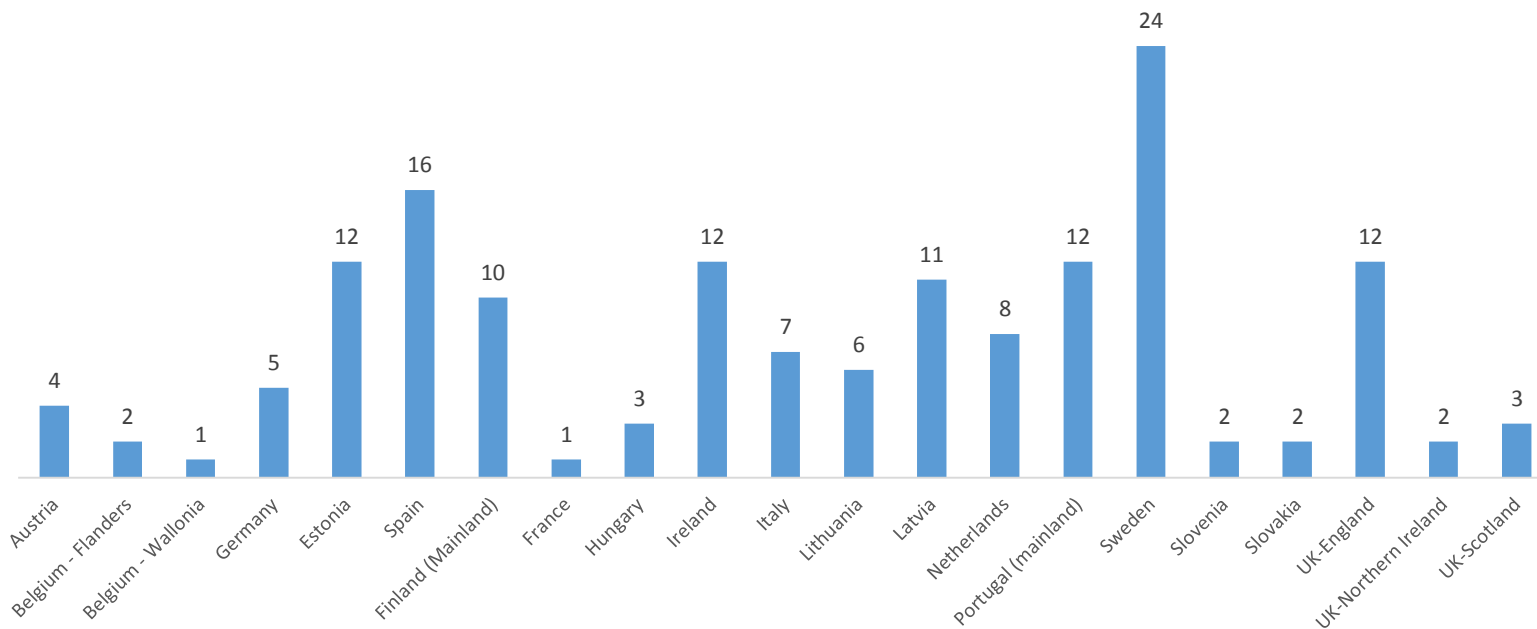
Number of events	
No. of events organised (2015-2017)	NRNs
< 10	FR, EL
10 to 25	PT, UK-Scotland, UK-Wales,
26 to 50	UK-N. Ireland, SI, HU, UK-England, BE-Flanders, NL, IE
51-150	DE, BE-Wallonia, LT, SK, ES, AT, IT, EE
> 150	SE, FI, LV

Graph 3: Events by type of theme/target group (2015-2017)



Thematic Working Groups

Graph 5: NRR Thematic working groups
(2015-2017)



Other findings

- **Increase in the collection of project examples – over 5000 by 2017**
- **6,222 consultations –from 2015 to 2017, and 1,940 thematic exchanges**
- **Increase in reported contributions to ENRD activities**
- **Most time & resources are spent by NSUs on training and networking for LAGs, and on the dissemination of good practices and project examples**
- **Least time is spent on collaboration / exchange / information on other EU funds**